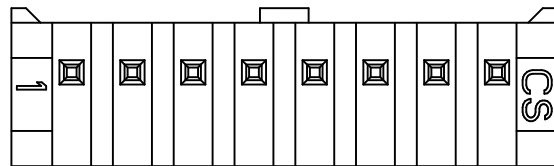
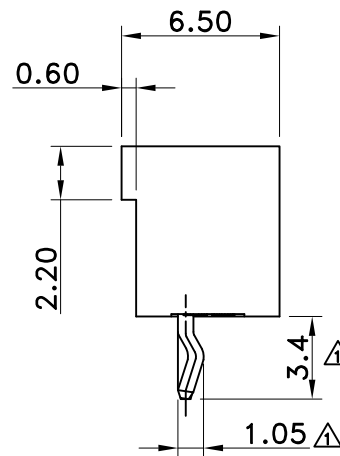
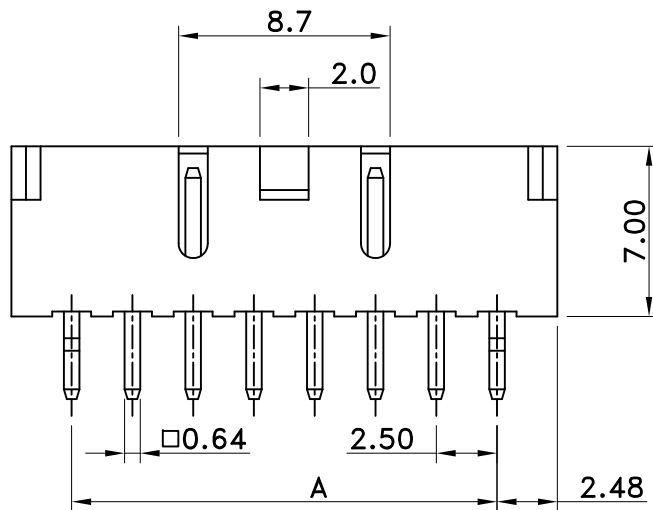


Recommended PCB Layout
General Tolerance ± 0.05



■ SPECIFICATIONS

- Voltage Rating : 250V AC/DC
- Current Rating : 3A AC/DC
- Withstanding Voltage : 1,000V AC/minute
- Insulation Resistance : 1,000M Ω min.
- Temperature Range : -40 $^{\circ}$ C to +105 $^{\circ}$ C
- Contact Resistance : 20m Ω max.

■ PIN HEADER

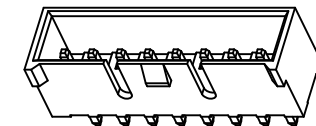
- Part No. : JS-1001M-XX GW

① Poles:08,09,10,11,12 \triangle

- Material : 1. Contact : Brass, Tin plated
- 2. Base : Glow-wire Plastic
Nylon 66 UL94V-0 ,Nature

- Packing : Bag

Poles	Dimensions (mm)		
	A	B	C
08	17.5	22.46	20.86
09	20.0	24.96	23.36 \triangle
10	22.5	27.46	25.86
11	25.0	29.96	28.36 \triangle
12	27.5	32.46	30.86



3D View
Scale 1:2



喬訊電子工業股份有限公司
CHYAO SHIUNN
ELECTRONIC INDUSTRIAL LTD.

PART NO JS-1001M-XXXXXGW
2.5mm Wire to Board Connector Dip Type

APPROVED BY	SCALE	UNIT	TOLERANCE	LTR	REVISION RECORD	NAME	DATE	LTR	REVISION RECORD	NAME	DATE
張育瑞		mm	.0 ± 0.30	\triangle	add layout dim. $\phi 1.0$	Erin	2021/04/29	\triangle			
CHECKED BY	PROJ	VER NO.	.00 ± 0.20	\triangle	客戶需求, 增加09P, 11P	曾慶根	2021/12/21	\triangle			
劉娜	\oplus \square	a2	.000 ± 0.10	\triangle				\triangle			
DRAWN BY	DATE	SIZE	ANGLE						CUSTOMER		
曾慶根	2021/12/21	A4	0 $^{\circ}$	$\pm 1^{\circ}$	\triangle				Conforms to The RoHS Instruction		
			.0 $^{\circ}$	\pm	\triangle						
			SHEET	1/1	\triangle						