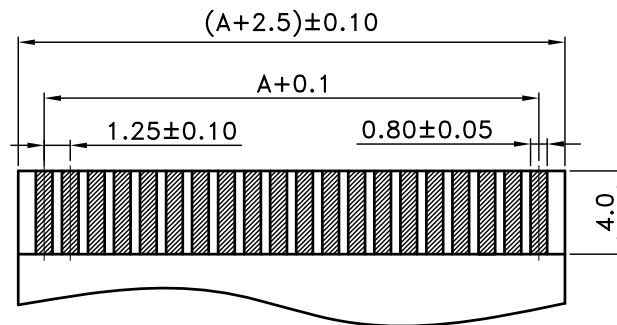
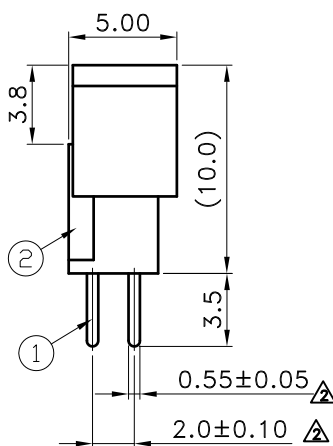
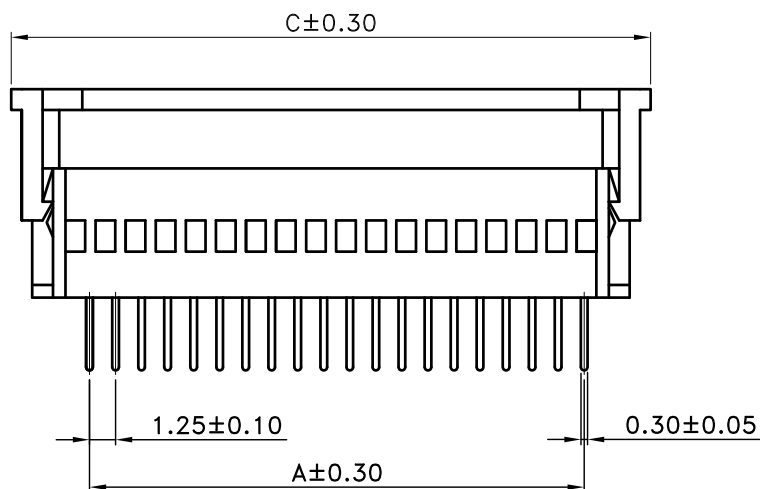
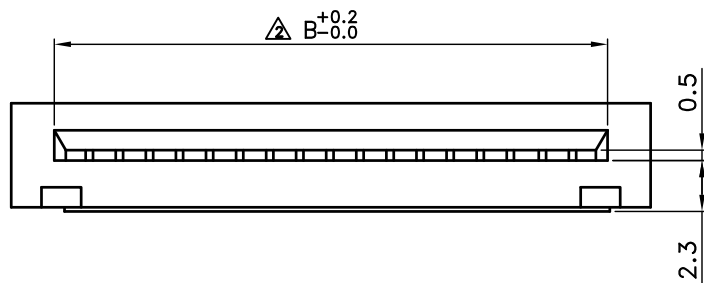


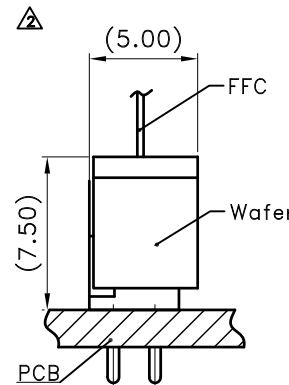
△ Recommend PCB Layout



△ Applicable FPC/FFC Thickness 0.30±0.05



When Slider is opened



△ Assembly Layout

△ ■ **SPECIFICATIONS**

- Current Rating : 1A AC/DC
- Withstanding Voltage : 500V AC/minute
- Insulation Resistance : 500MΩ min
- Temperature Range : - 20°C to + 80°C
- Contact Resistance : 20mΩ max

△ ■ **FFC/FPC CONNECTOR**

- Part No. : JS-1155-XXX
- Poles : 3-40 (Straight)
- Material : 1. Contact : Phos. Bronze, Tin Plated
2.Base : PBT UL94V-0
- Q' ty : 1000 pcs./Tube Pack

△

Poles	Dimensions (mm)			Poles	Dimensions (mm)		
	A	B	C		A	B	C
3	2.50	5.32	9.45	22	26.25	29.07	33.20
4	3.75	6.57	10.70	23	27.50	30.32	34.45
5	5.00	7.82	11.95	24	28.75	31.57	35.70
6	6.25	9.07	13.20	25	30.00	32.82	36.95
7	7.50	10.32	14.45	26	31.25	34.07	38.20
8	8.75	11.57	15.70	27	32.50	35.32	39.45
9	10.00	12.82	16.95	28	33.75	36.57	40.70
10	11.25	14.07	18.20	29	35.00	37.82	41.95
11	12.50	15.32	19.45	30	36.25	39.07	43.20
12	13.75	16.57	20.70	31	37.50	40.32	44.45
13	15.00	17.82	21.95	32	38.75	41.57	45.70
14	16.25	19.07	23.20	33	40.00	42.82	46.95
15	17.50	20.32	24.45	34	41.25	44.07	48.20
16	18.75	21.57	25.70	35	42.50	45.32	49.45
17	20.00	22.82	26.95	36	43.75	46.57	50.70
18	21.25	24.07	28.20	37	45.00	47.82	51.95
19	22.50	25.32	29.45	38	46.25	49.07	53.20
20	23.75	26.57	30.70	39	47.50	50.32	54.45
21	25.00	27.82	31.95	40	48.75	51.57	55.70



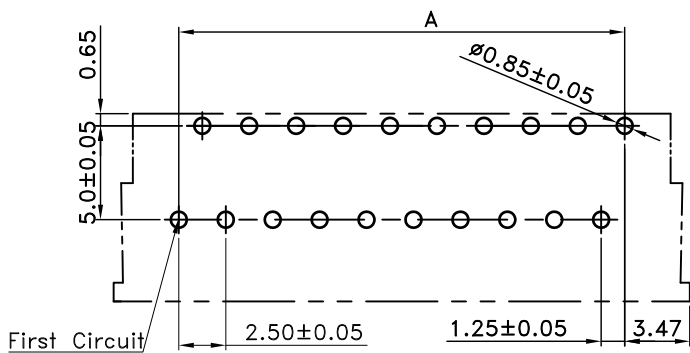
喬訊電子工業股份有限公司

CHYAO SHIUNN
ELECTRONIC INDUSTRIAL LTD.

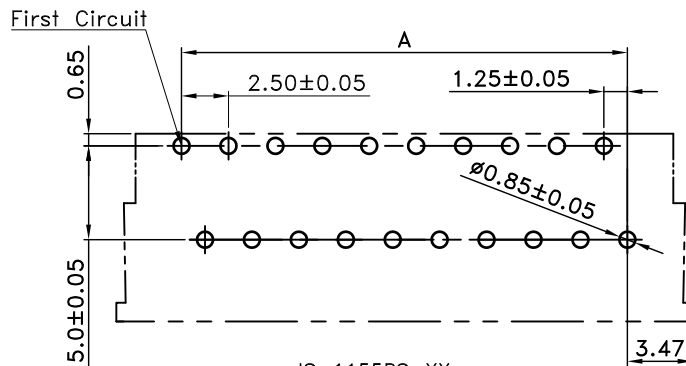
PART NO JS-1155-XX

1.25mm ZIF Connectors Single Beam Contact Style

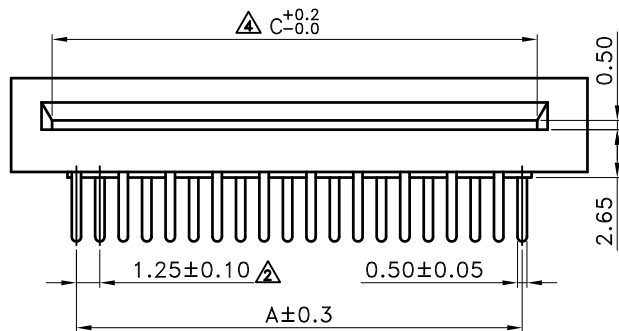
APPROVED BY	SCALE	UNIT	TOLERANCE	LTR	REVISION RECORD	NAME	DATE	LTR	REVISION RECORD	NAME	DATE
張育瑞		mm	.0 ±0.30	△	DG 200503-004	余秀麗	2005/03/08	△			
CHECKED BY	PROJ	VER NO.	.00 ±0.20	△	供應商不同導致尺寸表修正	劉怡萱	11/03/01	△			
黃科源	⊕	a2	.000 ±0.10	△				△			
DRAWN BY	DATE	SIZE	ANGLE						CUSTOMER		
劉怡萱	2011/03/01	A4	0° ±1°	△					Conforms to The RoHS Instruction		
			.0° ±	△							
			SHEET 1/1	△							



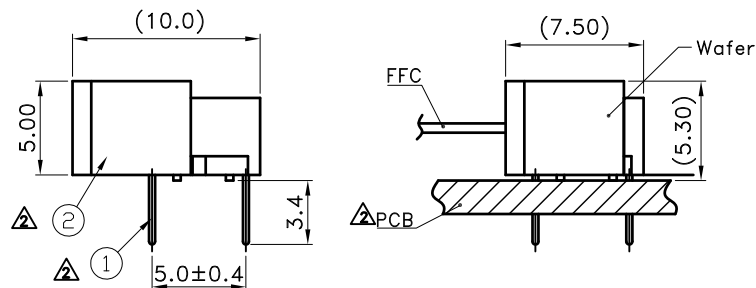
JS-1155R-XX
 Recommended PCB Layout(TOP View)



JS-1155RS-XX
 Recommended PCB Layout(TOP View)

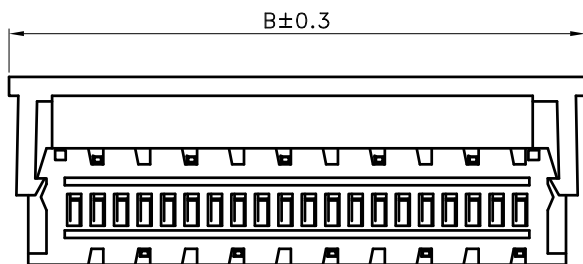


JS-1155R-XX

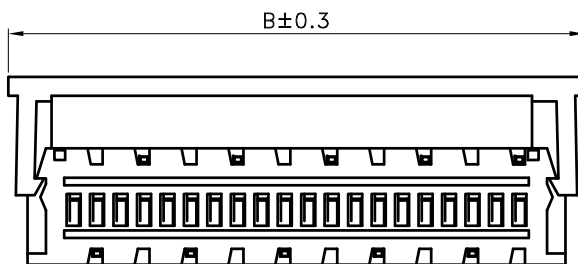


Assembly Layout

When Slider is opened



JS-1155R-XX



JS-1155RS-XX

■ SPECIFICATIONS

- Current Rating : 1A AC/DC
- Withstanding Voltage : 500V AC/minute
- Insulation Resistance : 500M Ω min
- Temperature Range : - 20°C to + 80°C
- Contact Resistance : 20m Ω max

■ FFC/FPC CONNECTOR

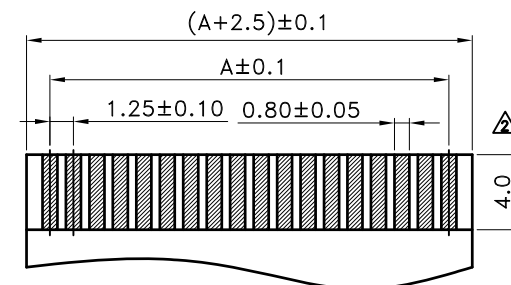
- Part No. : JS-1155RX-XX

① ②

- ① Blank : Standard PCB Layout
S : Special PCB Layout

- ② Poles : 3-32(Right Angle)

- Material : 1.Contact : Phos. Bronze, Tin Plated
2.Base : PBT UL94V-0
- Q' ty : 1000 pcs./Tube Pack



Applicable FPC/FFC Thickness 0.30 \pm 0.05

Poles	Dimensions (mm)			Poles	Dimensions (mm)		
	A	B	C		A	B	C
3	2.50	9.55	5.20	18	21.25	28.30	23.95
4	3.75	10.80	6.45	19	22.50	29.55	25.20
5	5.00	12.05	7.70	20	23.75	30.80	26.45
6	6.25	13.30	8.95	21	25.00	32.05	27.70
7	7.50	14.55	10.20	22	26.25	33.30	28.95
8	8.75	15.80	11.45	23	27.50	34.55	30.20
9	10.00	17.05	12.70	24	28.75	35.80	31.45
10	11.25	18.30	13.95	25	30.00	37.05	32.70
11	12.50	19.55	15.20	26	31.25	38.30	33.95
12	13.75	20.80	16.45	27	32.50	39.55	35.20
13	15.00	22.05	17.70	28	33.75	40.80	36.45
14	16.25	23.30	18.95	29	35.00	42.05	37.70
15	17.50	24.55	20.20	30	36.25	43.30	38.95
16	18.75	25.80	21.45	31	37.50	44.55	40.20
17	20.00	27.05	22.70	32	38.75	45.80	41.45


 喬訊電子工業股份有限公司
 CHYAO SHIUNN
 ELECTRONIC INDUSTRIAL LTD.

PART NO JS-1155RX-XX
 1.25mm ZIF Connectors Single Beam Contact Style

APPROVED BY	SCALE	UNIT	TOLERANCE	LTR	REVISION RECORD	NAME	DATE	LTR	REVISION RECORD	NAME	DATE
張育瑞		mm	.0 ± 0.30	△	ECR200810-001	黃科源	08/10/15	△			
CHECKED BY	PROJ	VER NO.	.00 ± 0.20	△	尺寸表修正	劉怡萱	11/02/25	△			
黃科源		a4	.000 ± 0.10	△	PCB&前視圖PIN針與孔錯誤	劉怡萱	11/03/19	△			
DRAWN BY	DATE	SIZE	ANGLE		增加反腳位選項		吳弘文	13/03/19	CUSTOMER		
吳弘文	2013/03/19	A4	0° $\pm 1°$	△					Conforms to The RoHS Instruction		
			.0° \pm	△							
			SHEET 1/1	△							