



喬訊電子工業股份有限公司  
CHYAO SHIUNN ELECTRONIC INDUSTRIAL LTD.

5FL, #168, JUNG SHIAU RD., PA-LI HSIAN,  
TAIPEI HSIEN, TAIWAN, R.O.C.

TEL: 886-2-26105266(REP) FAX: 886-2-26101558

http://www.chyaoshiunn.com.tw E-mail:cs@chyaoshiunn.com.tw

Type Document	Product Specification	Revised /Edition	G
Date Issued	2009/05/26	Data Revised	2017/06/13
Subject: JS-1148I JS-1148-T/TH/PBTH/PBTP JS-1149IA JS-1149-T/TH/PBTH/PBTP Pitch 4.20mm ( B.M.I. ) Wire-to-Wire Power Connector Series.			Issued By: Engineering Dept.

*This specification is referred to the 4.20mm ( B.M.I. )series  
wire-to-wire power connector.*

本規格書內容係提供 4.2mm 迷你型插座組合 ( B.M.I. ) 系列產品相關參考，  
其用途為電線端相接於電線端動力電源連接器

## -INDEX-

- 1.0 Product Name/Part Number & Drawing Number.(產品名稱 / 產品型號及圖面型號)
- 2.0 Material & Surface Finish.(材質以及表面鍍層)
- 3.0 Characteristic.(產品特性)
- 4.0 Specimen.(樣本圖示)
- 5.0 Applicable Standards.(適用規範)
- 6.0 Mechanical Performance.(機械性能)
- 7.0 Electrical Performance.(電氣性能)
- 8.0 Environmental Performance.(環境性能)
- 9.0 Insertion Force & Withdrawal Force Requirement.(插入力與拔出力規格值)
- 10.0 Remark (備註).

REV. (版次)	Revision Record (改版變更原因)	Date(日期)	ECN No
B	增加中文敘述 以及增加版次變更註記欄	2010/01/05	EC2010-01-001
C	鹽水噴霧週期以電鍍方式區隔為 8 小時與48 小時	2011/05/17	EC2011-05-031
D	1.增加耐久性 2.刪除硫化氫 3.修正(EIA-364) 參考規範4..增列AWG 對照電流	2013/11/01	EC2013-11-001
E	1.增訂8.7 項Cold耐寒試驗 / 2增訂3.5項Storage of Package以及 3.6 項Floor Life /	2015/02/26	EC2015-02-026
F	依ECR-00000160修改產品敘述	2016/10/21	EC2016-10-021
G	1增訂8.8項Salt Spray鹽水噴霧 2刪除BSI標示	2017/06/13	EC2017-06-013



喬訊電子工業股份有限公司  
CHYAO SHIUNN ELECTRONIC INDUSTRIAL LTD.

5FL, #168, JUNG SHIAU RD., PA-LI HSIAN,  
TAIPEI HSIEN, TAIWAN, R.O.C.

TEL: 886-2-26105266(REP) FAX: 886-2-26101558

http://www.chyaoshiunn.com.tw E-mail:cs@chyaoshiunn.com.tw

Type Document	Product Specification	Revised /Edition	G
Date Issued	2009/05/26	Data Revised	2017/06/13
Subject: JS-1148I JS-1148-T/TH/PBTH/PBTP JS-1149iA JS-1149-T/TH/PBTH/PBTP Pitch 4.20mm ( B .M .I .) Wire-to-Wire Power Connector Series..			Issued By: Engineering Dept.

1.0 Product Name / Part Number & Drawing Number(產品名稱 / 產品型號及圖面型號) :

Product Name(產品名稱)		Part Number(零件型號)	Drawing Number (圖面型號)
Crimp Terminal	Male Terminal (AWG#18~22)	JS-1148-T / JS-1148-PBTP	
	Male Terminal (AWG#16)	JS-1148-TH / JS-1148-PBTH	
	Female Terminal(AWG#18~22)	JS-1149-T / JS-1149-PBTP	
	Female Terminal (AWG#16)	JS-1149-TH / JS-1149-PBTH	
Housing	Plug	JS-1148I	
	Receptacle	JS-1149IA	

2.0 Material & Surface Finish(材質以及表面鍍層) :

Part Name(零件名稱)		Material(材質)	Surface Finish(表面鍍層)
Crimp Terminal (柳壓端子)	Male(公端子)	Brass or Phosphor Bronze	Stamping after tin plated 先電鍍後沖壓
	Female(母端子)		Stamping before tin plated 先沖壓後電鍍
Housing (線端連接器)	Plug (插座)	Nylon 66	UL 94V-0
	Receptacle (插頭)		

3.0 Characteristic(產品特性) :

Item(項目)		Standard(標準規範)						
3.1	額定電流 Rated Current	Conductor Size	AWG	16#	18#	20#	22#	24#
			Area(mm <sup>2</sup> )	1.31 mm <sup>2</sup>	0.865 mm <sup>2</sup>	0.534 mm <sup>2</sup>	0.342 mm <sup>2</sup>	0.220 mm <sup>2</sup>
		Amp AC/DC	9 A	7 A	5 A	3 A	2 A	
3.2	額定電壓 Rated Voltage	250 V AC/DC						
3.3	Ambient Temperature Range 環境與操作溫度範圍	(操作使用溫度與濕度範圍) Operating Temp .: -40°C~+105°C ; 85% R.H. Max Including 30°C Terminal Temperature Rise at rated Current , (包括定額電流內, 端子所產生 30°C 以下溫昇)						
3.4	Applicable Wire 適用電線	3.4.1	(金屬導體型號) Conductor Construction Size: AWG #16~#22					
		3.4.2	(電線絕緣材質外徑) Wire Insulation O.D.: 1.45mm~2.10mm					
3.5	Storage of Package 包裝未拆封之保存	Temperature and Humidity Condition 溫濕度條件				Temperature 溫度 : -10°C~+40°C Percentage Humidity 相對濕度 : 70 % Max		
		Term 保存期限	Housing		2 Years			
			Crimp Terminal		1 Year			
3.6	Floor Life 拆封後使用期	Crimp Terminal				3 Months		



喬訊電子工業股份有限公司  
CHYAO SHIUNN ELECTRONIC INDUSTRIAL LTD.

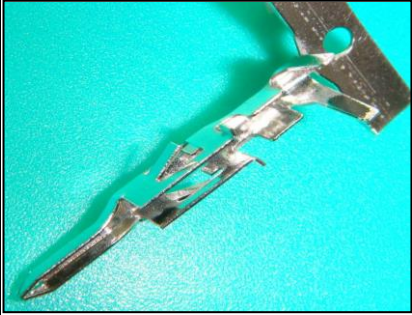



5FL, #168, JUNG SHIAU RD., PA-LI HSIAN,  
TAIPEI HSIEN, TAIWAN, R.O.C.

TEL: 886-2-26105266(REP) FAX: 886-2-26101558

http://www.chyaoshiunn.com.tw E-mail:cs@chyaoshiunn.com.tw

Type Document	Product Specification	Revised /Edition	G
Date Issued	2009/05/26	Data Revised	2017/06/13
Subject: JS-1148I JS-1148-T/TH/PBTH/PBTP JS-1149IA JS-1149-T/TH/PBTH/PBTP Pitch 4.20mm ( B .M .I .) Wire-to-Wire Power Connector Series.			Issued By: Engineering Dept.

4.0 Specimen(樣本圖示):

Part Name / Part Number / Picture or Photograph 零件名稱 / 零件型號 / 樣本圖示			
Male Crimp Terminal JS-1148-T /TH JS-1148-PBTH/PBTP		Plug JS-1148I-xx	
Female Crimp Terminal JS-1149-T/TH JS-1149-PBTH/PBTP		Receptacle JS-1149IA-xx	

5.0 Applicable Standards(適用規範) :

ANSI/EIA 364 ; EIA/ECA 364 Testing method for electrical connectors.

電子連接器，所適用之 ANSI/EIA 364 ; EIA/ECA 364 測試規範

6.0 Mechanical Performance (機械性能) :

Item(項目)		Test Condition(測試條件)	Requirement(規格)
6.1	Insertion & Withdrawal Force 嵌入力與拔出力	Insert and withdrawal with connectors at the speed rate of 25 .4 ± 3 mm /minute. 連接器兩端黏合，以每一分鐘 25.4 ± 3mm 的速率，作嵌入與拔出往返測試 (EIA/ECA 364-13D)	Refer to 9.0 Table1. 參照第 9.1 項 表格 1
6.2	Wire Pullout Force(Axial) 電線脫離端子包覆之 拔出力(軸向)	Pull out the cable from with contact terminal at the speed rate of 25 .4± 3 mm/minute. 對端子所包覆電線，施以每一分鐘 25 .4± 3 mm 速率之軸向拔出力 (EIA 364-08B )	AWG#16 size wire 9.0kgf/Min(88.2N 牛頓)
			AWG#18 size wire 8.0kgf/Min(78.4N 牛頓)
			AWG#20 size wire 6.0kgf/Min(58.8N 牛頓)
			AWG#22 size wire 4.0kgf/Min(39.2N 牛頓)



喬訊電子工業股份有限公司  
CHYAO SHIUNN ELECTRONIC INDUSTRIAL LTD.

5FL, #168, JUNG SHIAU RD., PA-LI HSIAN,  
TAIPEI HSIEN, TAIWAN, R.O.C.

TEL: 886-2-26105266(REP) FAX: 886-2-26101558

http://www.chyaoshiunn.com.tw E-mail:cs@chyaoshiunn.com.tw

Type Document	Product Specification	Revised /Edition	G
Date Issued	2009/05/26	Data Revised	2017/06/13
Subject: JS-1148I JS-1148-T/TH/PBTH/PBTP JS-1149IA JS-1149-T/TH/PBTH/PBTP Pitch 4.20mm ( B .M .I . ) Wire-to-Wire Power Connector Series.			Issued By: Engineering Dept.

Item(項目)	Test Condition(測試條件)	Requirement(規格)
6.3 Crimp Terminal Retention Force ( in Housing ) 柳線端子與膠座之間 拔出力	Axial pullout force on the terminal in the housing at the speed rate of 25.4 ± 3 mm per minute. 對於已經存在於膠座當中柳線端子, 施以每一分鐘 25.4 ± 3 mm 速率之軸向拔出力 (EIA/ECA 364-29C)	單一接觸點最小容許值 Per Contact <b>3.0kgf/Min.</b>
6.4 Crimp Terminal Insertion Force ( into Housing ) 柳線端子與膠座之間 嵌入力	Apply an axial insertion force on the terminal at a rate of 25.4± 3 mm per minute. 於柳線端子施以每一分鐘25.4 ± 3mm速率軸向嵌入力,使其嵌入膠座當中 (EIA/ECA 364-29C)	單一接觸點最大容許值 Per Contact <b>0.15 kgf/Max.</b>

7.0 Electrical Performance (電氣性能) :

Item(項目)	Test Condition(測試條件)	Requirement (規格)
7.1 (Low –Signal Level) Contact Resistance (低階信號) 接觸阻抗	A maximum voltage of 20mV and a maximum current of 100mA are applied to the mate connector. 對組合狀態下連接器, 於其兩端施以最大測試電壓 20mV 以及最大測試電流 100mA (EIA/ECA 364-23C) ( Does not include wire resistance 不包含電線阻抗 )	Contact Resistance: <b>20 milliohms Max.</b> 最大容許值. 20 毫歐姆
7.2 Insulation Resistance 絕緣阻抗	Apply 500V D/C for 1 minute between adjacent contacts to measure the insulation resistance. 對相鄰兩接觸導體, 於一分鐘時間內施予 500V D/C 電壓, 並量測其間絕緣阻抗值 (EIA 364-21C)	Insulation Resistance: <b>Initial 1000megohms Min</b> 最初容許值. 1000 兆歐姆
7.3 Withstanding Voltage 耐電壓	Apply <b>1500V A/C (rms)</b> for 1 minute and the leakage current shall not exceed <b>0.5mA</b> to the adjacent terminal and ground of the mate connectors. 對組合狀態下連接器, 於其相鄰兩導體末端各施以電壓 <b>1500V A/C(實效值)</b> 時間 1 分鐘, 且漏電流必須小於 <b>0.5mA(毫安培)</b> (EIA 364-20C)	No breakdown or flashover. 無損毀或者產生火花



喬訊電子工業股份有限公司  
CHYAO SHIUNN ELECTRONIC INDUSTRIAL LTD.

5FL, #168, JUNG SHIAU RD., PA-LI HSIAN,  
TAIPEI HSIEN, TAIWAN, R.O.C.

TEL: 886-2-26105266(REP) FAX: 886-2-26101558

http://www.chyaoshiunn.com.tw E-mail:cs@chyaoshiunn.com.tw

Type Document	Product Specification	Revised /Edition	G
Date Issued	2009/05/26	Data Revised	2017/06/13
Subject: JS-1148I JS-1148-T/TH/PBTH/PBTP JS-1149IA JS-1149-T/TH/PBTH/PBTP Pitch 4.20mm ( B .M .I . ) Wire-to-Wire Power Connector Series.			Issued By: Engineering Dept.

8.0 Environmental Performance(環境性能) :

Item(項目)	Test Condition(測試條件)	Requirement(規格)
8.1 Durability 耐久性	Mate Connectors up 50 Cycles at a Maximun rate of 10 cycles Per minute prior to environmental test (EIA/ECA 364-09C ) 以組合狀態下連接器且未經環境測試，依每分鐘內進行10次嵌入與拔出之最大速率，連續50次嵌入與拔出往返測試	(After the test) Contact resistance : 40 mΩ Max 經耐久性試驗後接觸阻抗 最大容許值 40 毫歐姆
8.2 Temperature Rise (Via Current Cycling) 溫度上昇 (經由電流循環操作)	Mate connector . measure the temperature rise of contact when the maximum rated current is passed 以組合狀態下連接器，通過最大容許電流 量測其導體溫度上昇值 (EIA 364-70B Conditions 1 . Method 1)	Mate connectors Temperature Rise: +30°C/Max. 組合狀態下之連接器溫度 上昇最大容許值 +30°C
8.3 Vibration 耐振動	A mated connector shall be mounted on a printed Circuit board and subjected to a vibration test of the following conditions. During the test, test current continuity shall be checked. After the test, contact resistance shall be measured. 以組合狀態下連接器焊接於電路板作為試驗樣品,依照隨附如下規格要求,進行耐振動試驗，試驗過程中確認是否產生不連續電流(斷電)現象，並於試驗過後量測其接觸阻抗。(EIA/ECA 364-28E-Condition 1) Frequency(頻率) : 10~55~10 Hz/minute. Amplitude (振幅) : 1.5 mm P-P Direction (方向) :1. Axis of up and down.上下軸向(Y 軸) 2. Axis of right the left. 左右軸向(X 軸) 3. Axis of front and back.前後軸向(Z 軸) Period(週期) : 2 hours for each direction.(每一個軸向持續 2 小時)	Initial Contact Resistance : 20 milliohms Max. 接觸阻抗最初容許值 20 毫歐姆 (After the test) Contact Resistance: 40 milliohms Max. 經耐振動試驗後接觸阻抗: 最大容許值 40 毫歐姆  No discontinuity current is longer than 1 microsecond. 電流中斷現象， 時間不可多於1微秒



喬訊電子工業股份有限公司  
CHYAO SHIUNN ELECTRONIC INDUSTRIAL LTD.

5FL, #168, JUNG SHIAU RD., PA-LI HSIAN,  
TAIPEI HSIEN, TAIWAN, R.O.C.

TEL: 886-2-26105266(REP) FAX: 886-2-26101558

http://www.chyaoshiunn.com.tw E-mail:cs@chyaoshiunn.com.tw

Type Document	Product Specification	Revised /Edition	G
Date Issued	2009/05/26	Data Revised	2017/06/13
Subject: JS-1148I JS-1148-T/TH/PBTH/PBTP JS-1149IA JS-1149-T/TH/PBTH/PBTP Pitch 4.20mm ( B.M.I. ) Wire-to-Wire Power Connector Series.			Issued By: Engineering Dept.

Item(項目)	Test Condition(測試條件)	Requirement(規格)
8.4 Humidity 恆溫恆濕	<p>A mated connector shall be placed in a humidity chamber of the following conditions. After the test, leave the specimen at room temperature for 1~2 hours before the contact resistance, the insulation resistance and the dielectric withstanding voltage shall be measured.以組合狀態下連接器放置於恆定溫度與濕度的空間，依照隨附如下規格要求，進行恆溫恆濕試驗，經試驗過後將樣品置於室溫 1~2 小時，再量測其接觸阻抗、絕緣阻抗、以及耐電壓測試。</p> <p>(EIA 364-31B Conditions III . Method A)</p> <p>Temperature(溫度) : 40±2°C.</p> <p>Relative Humidity(相對濕度) : 90%~95% (RH).</p> <p>Period(週期) : 96 hours continuously. (持續 96 小時)</p>	<p>(After the test)</p> <p>Contact Resistance: <b>40milliohms Max.</b> 經恆溫恆濕試驗後接觸阻抗 最大容許值. 40 毫歐姆</p> <p>(After the test)</p> <p>Insulation Resistance : <b>100Megohms Min.</b> 經恆溫恆濕試驗後絕緣阻抗 最小容許值. 100 兆歐姆</p> <p>經恆溫恆濕試驗後測耐電壓</p> <p>(After the test)</p> <p>Withstanding Voltage: <b>1500V A/C for 1 minute</b></p>
8.5 Thermal Shock 冷熱衝擊	<p>A mated connector shall be subjected to a thermal shock test of the following conditions. After the test, eave the specimen at room temperature for 1~2 hours before the contact resistance, the insulation resistance and the dielectric withstanding voltage shall be measured. 以組合狀態下連接器作為試驗樣品，依照隨附如下規格要求，進行冷熱衝擊試驗，經試驗過後將樣品置於室溫 1~2 小時，再量測其接觸阻抗、絕緣阻抗、以及耐電壓測試。</p> <p>(EIA/ECA 364-32D Conditions I . Method A)</p> <p>One Cycle Consists Of:</p> <p><b>-55°C+0/-3°C for 30 minutes. → Room Temp. 5 minutes</b> <b>85°C+3/-0°C for 30 minutes. → Room Temp. 5 minutes</b></p> <p>Total Cycles: 5 Cycles. 以-55°C+0/-3°C溫度持續 30 分鐘，經室溫 5 分鐘，而後再以 85°C+3/-0°C溫度持續 30 分鐘，再經室溫 5 分鐘，構成一次冷熱循環，總計循環次數 5 次。</p>	<p>Same as paragraph 8.4 同 8.4 章節</p>



喬訊電子工業股份有限公司  
CHYAO SHIUNN ELECTRONIC INDUSTRIAL LTD.

5FL, #168, JUNG SHIAU RD., PA-LI HSIAN,  
TAIPEI HSIEN, TAIWAN, R.O.C.

TEL: 886-2-26105266(REP) FAX: 886-2-26101558

http://www.chyaoshiunn.com.tw E-mail:cs@chyaoshiunn.com.tw

Type Document	Product Specification	Revised /Edition	G
Date Issued	2009/05/26	Data Revised	2017/06/13
Subject: JS-1148I JS-1148-T/TH/PBTH/PBTP JS-1149IA JS-1149-T/TH/PBTH/PBTP Pitch 4.20mm ( B .M .I . ) Wire-to-Wire Power Connector Series.			Issued By: Engineering Dept.

Item(項目)	Test Condition(測試條件)	Requirement(規格)
8.6 Thermal Aging 高溫老化試驗	A mated connector shall be placed in a heat oven of the following conditions. After the test, leave the specimen at room temperature for 1~2 hours before the contact resistance shall be measured. 以組合狀態下連接器放置於加熱烤箱當中，依照隨附如下規格要求，進行高溫老化試驗，經試驗過後將樣品置於室溫 1~2 小時，再量測其接觸阻抗。(EIA 364-17B Conditions 4 . Method A) Temperature(溫度): 105±2°C Period(週期): 96 hours continuously . (持續 96 小時)	Initial Contact Resistance : 20 milliohms Max. 接觸阻抗最初容許值 20 毫歐姆 (After the test) Contact Resistance : 40milliohms Max. . 經高溫老化試驗後接觸阻抗: 最大容許值.40 毫歐姆
8.7 Cold 耐寒試驗 (Low Temperature)	A mated connector shall be placed in a cold chamber of the following conditions. After the test, leave the specimen at room temperature for 1~2 hours before the contact resistance shall be measured. 以組合狀態下連接器放置於低溫空間內，依照隨附如下規格要求，進行耐寒試驗，經試驗過後將樣品置於室溫 1~2 小時,再量測其接觸阻抗。(EIA 364-59A Condition D ; Condition 3) Temperature(溫度): -40±3°C. Period(週期): 96 hours continuously . (持續 96 小時)	Initial Contact Resistance : 20 milliohms Max. 接觸阻抗最初容許值 20 毫歐姆 (After the test) Contact Resistance : 40 milliohms Max. . 經耐寒試驗後接觸阻抗 最大容許值. 40 毫歐姆
8.8 Salt Spray 鹽水噴霧	A mated connector shall be subjected to a Salt Spray test of the following conditions. After the test , the specimen shall be washed with running water and dried naturally before the measurement of contact resistance. 以組合狀態下連接器作為試驗樣品，依照隨附如下規格要求，進行鹽水噴霧試驗，試驗過後將樣品用清水沖洗並經過自然風乾，而後量測其接觸阻抗。 Density(鹽水密度): 5 % in weight. Temperature(溫度): 35±2°C. Period(週期) : Terminal or contact (Stamping after tin plated for 8 hours ) ; Terminal or contact (Stamping before tin plated for 48 hours) 端子或導體 (先電鍍後沖壓 8 小時) ; 端子或導體 (先沖壓後電鍍 48 小時) (EIA 364-26B Conditions B) Salt spray test only define the plating area,without plating area (as copper cross section) will not be defined. 鹽水噴霧測試只判定電鍍區域,無電鍍區域(如折斷面裸銅)則不做判定	Initial Contact Resistance: 20 milliohms Max. 接觸阻抗最初容許值 20 毫歐姆 (After the test) Contact Resistance: 40 milliohms Max. 經鹽水噴霧試驗後接觸阻抗 最大容許值. 40 毫歐姆

Notes : Flowing Mixed Gas (EIA 364-65A) shall be conduct by Customer request 混合流動氣體測試依照客戶需求



喬訊電子工業股份有限公司  
CHYAO SHIUNN ELECTRONIC INDUSTRIAL LTD.

5FL, #168, JUNG SHIAU RD., PA-LI HSIAN,  
TAIPEI HSIEN, TAIWAN, R.O.C.

TEL: 886-2-26105266(REP) FAX: 886-2-26101558

http://www.chyaoshiunn.com.tw E-mail:cs@chyaoshiunn.com.tw

<b>Type Document</b>	<b>Product Specification</b>	<b>Revised /Edition</b>	<b>G</b>
<b>Date Issued</b>	<b>2009/05/26</b>	<b>Data Revised</b>	<b>2017/06/13</b>
<b>Subject: JS-1148I JS-1148-T/TH/PBTH/PBTP JS-1149IA JS-1149-T/TH/PBTH/PBTP</b> <b>Pitch 4.20mm ( B .M .I . ) Wire-to-Wire Power Connector Series.</b>			<b>Issued By:</b> <b>Engineering Dept.</b>

9.0 Tables & Attachments

9.1 Table 1. Insertion Force (I.F.) & Withdrawal Force (W.F.) for user reference:

Unit: Kg/f

No. of Circuits	AT INITIAL		AT 50 <sup>TH</sup>	No. of Circuits	AT INITIAL		AT 50 <sup>TH</sup>
	首次嵌入與拔出(初始值)		50 次嵌入與拔出之後		首次嵌入與拔出(初始值)		50 次嵌入與拔出之後
	I.F. (MAX)	W.F. (MIN)	W.F. (MIN)		I.F. (MAX)	W.F. (MIN)	W.F. (MIN)
極數	嵌入力	拔出力	拔出力	極數	嵌入力	拔出力	拔出力
02	3.00	0.20	0.08	14	21.00	1.40	0.56
04	6.00	0.40	0.16	16	24.00	1.60	0.64
06	9.00	0.60	0.24	18	27.00	1.80	0.72
08	12.00	0.80	0.32	20	30.00	2.00	0.80
10	15.00	1.00	0.40	22	33.00	2.20	0.88
12	18.00	1.20	0.48	24	36.00	2.40	0.96

10.0 Remark (備註) : Any change or revision for the product specification will not be announced in advance.

Please contact our sales representative for the latest information.

有關規格書內容經變更或改版，如未能夠及時發佈與通知，煩請連絡我司業務人員以提供產品最新資訊

Reviewed: J.M.Chang Approved: Peter Chang Verified: Indiana Huang