

■ SPECIFICATIONS

- Voltage Rating : 250V AC/DC
- Current Rating : 2.5A AC/DC
- Withstanding Voltage : 1000V AC/minute
- Insulation Resistance : 1000MΩ min
- Temperature Range : - 40°C to + 105°C
- Contact Resistance : 20mΩ max

■ WAFER

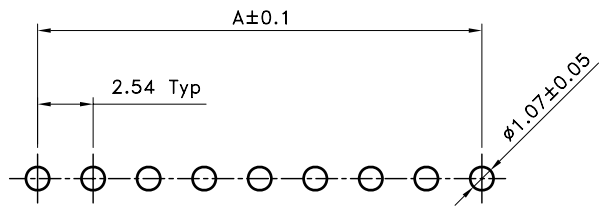
- Part No. : JS-5005A-XXS
- PolesN : 2-30(Top Entry Typ)
- Material : Contact : Brass. Tin Plated  
Base : Nylon 66 UL94V-2
- Q' ty : 1000pcs./PVC Box

Poles	Part No.	Dimension(mm)	
		A	B
2	JS-5005A-02S	2.54	5.10
3	JS-5005A-03S	5.08	7.64
4	JS-5005A-04S	7.62	10.18
5	JS-5005A-05S	10.16	12.72
6	JS-5005A-06S	12.70	15.26
7	JS-5005A-07S	15.24	17.80
8	JS-5005A-08S	17.78	20.34
9	JS-5005A-09S	20.32	22.88
10	JS-5005A-10S	22.86	25.42
11	JS-5005A-11S	25.40	27.96
12	JS-5005A-12S	27.94	30.50
13	JS-5005A-13S	30.48	33.04
14	JS-5005A-14S	33.02	35.58
15	JS-5005A-15S	35.56	38.12
16	JS-5005A-16S	38.10	40.66
17	JS-5005A-17S	40.64	43.20
18	JS-5005A-18S	43.18	45.74
19	JS-5005A-19S	45.72	48.28
20	JS-5005A-20S	48.26	50.82
21	JS-5005A-21S	50.80	53.36
22	JS-5005A-22S	53.34	55.90
23	JS-5005A-23S	55.88	58.44
24	JS-5005A-24S	58.42	60.98
25	JS-5005A-25S	60.96	63.52
26	JS-5005A-26S	63.50	66.06
27	JS-5005A-27S	66.04	68.60
28	JS-5005A-28S	68.58	71.14
29	JS-5005A-29S	71.12	73.68
30	JS-5005A-30S	73.66	76.22

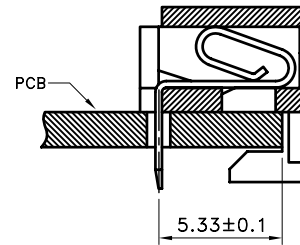
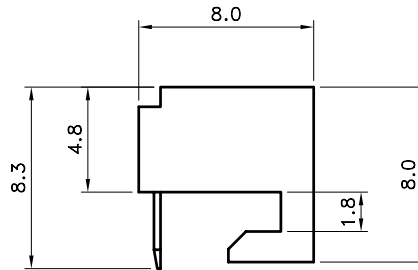
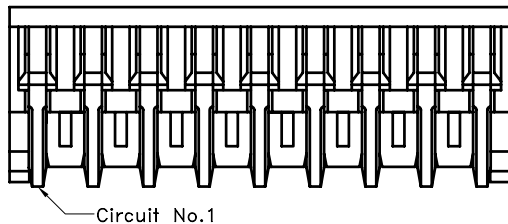
 喬訊電子工業股份有限公司  
CHYAO SHIUNN  
ELECTRONIC INDUSTRIAL LTD.

PART NO JS-5005A-XXS  
2.54mm Top Entry Typ Wafer

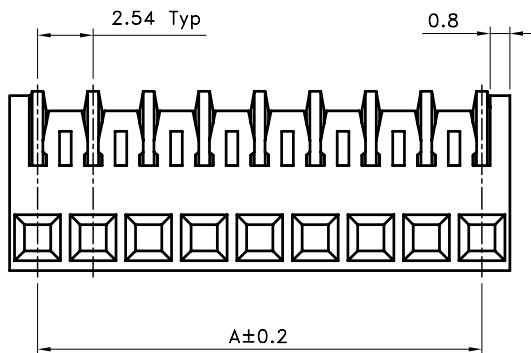
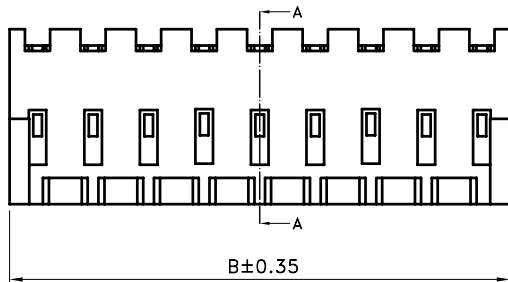
APPROVED BY	SCALE	UNIT	TOLERANCE	LTR	REVISION RECORD	DATE	LTR	REVISION RECORD	DATE
林宗		mm	.0 ±0.3	ECR	RoHS compliant	06/04/01			
CHECKED BY	PROJ	VER NO.	.00 ±0.2	ECR	200803-013	08/03/11			
			.000 ±0.1						
			ALL ±						
			ANGLE						
			0° ±						
			.0° ±						
DRAWN BY	DATE	SIZE					CUSTOMER		
黃科源	2008/03/11	A4					Conforms to The RoHS Instruction		



Recommad PCB Layout



A-A Section



■ SPECIFICATIONS

- Voltage Rating : 250V AC/DC
- Current Rating : 2.5A AC/DC
- Withstanding Voltage : 1000V AC/minute
- Insulation Resistance : 1000M $\Omega$  min
- Temperature Range : - 40 $^{\circ}$ C to + 105 $^{\circ}$ C
- Contact Resistance : 20m $\Omega$  max

■ WAFER

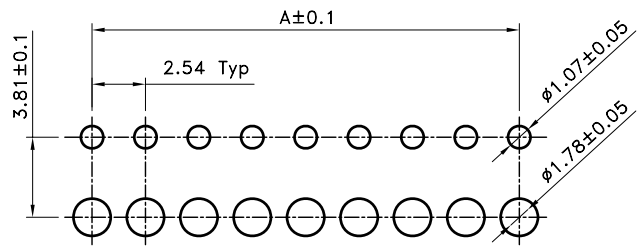
- Part No. : JS-5005A-XXR
- PolesN : 2-30(Side Entry Typ)
- Material : Contact : Brass, Tin Plated  
Base : Nylon 66 UL94V-2
- Q' ty : 1,000pcs./PVC Box

Poles	Part No.	Dimension(mm)	
		A	B
2	JS-5005A-02R	2.54	5.10
3	JS-5005A-03R	5.08	7.64
4	JS-5005A-04R	7.62	10.18
5	JS-5005A-05R	10.16	12.72
6	JS-5005A-06R	12.70	15.26
7	JS-5005A-07R	15.24	17.80
8	JS-5005A-08R	17.78	20.34
9	JS-5005A-09R	20.32	22.88
10	JS-5005A-10R	22.86	25.42
11	JS-5005A-11R	25.40	27.96
12	JS-5005A-12R	27.94	30.50
13	JS-5005A-13R	30.48	33.04
14	JS-5005A-14R	33.02	35.58
15	JS-5005A-15R	35.56	38.12
16	JS-5005A-16R	38.10	40.66
17	JS-5005A-17R	40.64	43.20
18	JS-5005A-18R	43.18	45.74
19	JS-5005A-19R	45.72	48.28
20	JS-5005A-20R	48.26	50.82
21	JS-5005A-21R	50.80	53.36
22	JS-5005A-22R	53.34	55.90
23	JS-5005A-23R	55.88	58.44
24	JS-5005A-24R	58.42	60.98
25	JS-5005A-25R	60.96	63.52
26	JS-5005A-26R	63.50	66.06
27	JS-5005A-27R	66.04	68.60
28	JS-5005A-28R	68.58	71.14
29	JS-5005A-29R	71.12	73.68
30	JS-5005A-30R	73.66	76.22

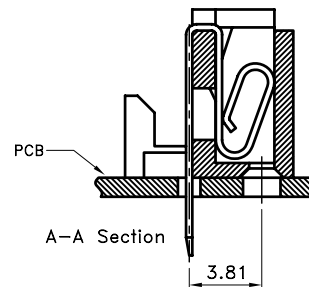
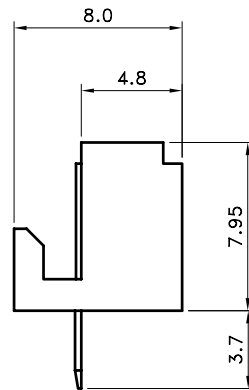
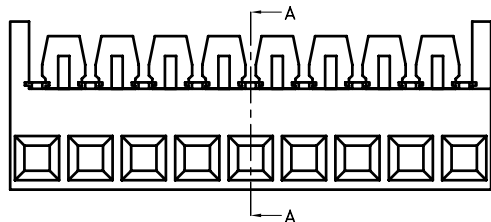
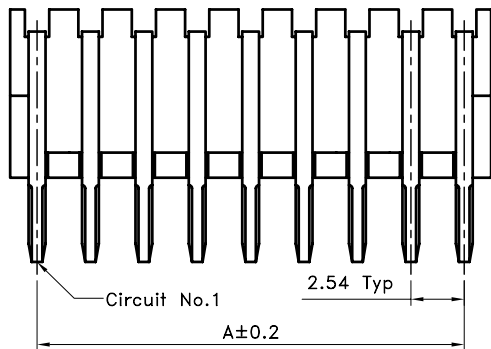
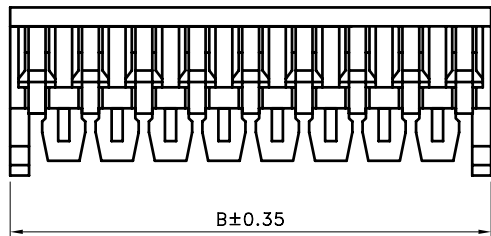
 喬訊電子工業股份有限公司  
CHYAO SHIUNN  
ELECTRONIC INDUSTRIAL LTD.

PART NO JS-5005A-XXR  
2.54mm Side Entry Typ Wafer

APPROVED BY	SCALE	UNIT	TOLERANCE	LTR	REVISION RECORD	DATE	LTR	REVISION RECORD	DATE
林宗		mm	.0 ±0.3	ECR	RoHS compliant	06/04/01			
CHECKED BY	PROJ	VER NO.	.00 ±0.2	ECR	200803-012	08/03/11			
			.000 ±0.1						
			ALL ±						
			ANGLE						
			0° ±						
			.0° ±						
DRAWN BY	DATE	SIZE					CUSTOMER		
黃科源	2008/03/11	A4					Conforms to The RoHS Instruction		



Recommend PCB Layout



■ SPECIFICATIONS

- Voltage Rating : 250V AC/DC
- Current Rating : 2.5A AC/DC
- Withstanding Voltage : 1000V AC/minute
- Insulation Resistance : 1000MΩ min
- Temperature Range : - 40°C to + 105°C
- Contact Resistance : 20mΩ max

■ WAFER

- Part No. : JS-5006A-XXDR
- PolesN : 2-30(Bottom Entry Typ)
- Material : Contact : Brass. Tin Plated  
Base : Nylon 66 UL94V-2
- Q' ty : 1,000pcs./PVC Box

Poles	Part No.	Dimension(mm)	
		A	B
2	JS-5006A-02DR	2.54	5.10
3	JS-5006A-03DR	5.08	7.64
4	JS-5006A-04DR	7.62	10.18
5	JS-5006A-05DR	10.16	12.72
6	JS-5006A-06DR	12.70	15.26
7	JS-5006A-07DR	15.24	17.80
8	JS-5006A-08DR	17.78	20.34
9	JS-5006A-09DR	20.32	22.88
10	JS-5006A-10DR	22.86	25.42
11	JS-5006A-11DR	25.40	27.96
12	JS-5006A-12DR	27.94	30.50
13	JS-5006A-13DR	30.48	33.04
14	JS-5006A-14DR	33.02	35.58
15	JS-5006A-15DR	35.56	38.12
16	JS-5006A-16DR	38.10	40.66
17	JS-5006A-17DR	40.64	43.20
18	JS-5006A-18DR	43.18	45.74
19	JS-5006A-19DR	45.72	48.28
20	JS-5006A-20DR	48.26	50.82
21	JS-5006A-21DR	50.80	53.36
22	JS-5006A-22DR	53.34	55.90
23	JS-5006A-23DR	55.88	58.44
24	JS-5006A-24DR	58.42	60.98
25	JS-5006A-25DR	60.96	63.52
26	JS-5006A-26DR	63.50	66.06
27	JS-5006A-27DR	66.04	68.60
28	JS-5006A-28DR	68.58	71.14
29	JS-5006A-29DR	71.12	73.68
30	JS-5006A-30DR	73.66	76.22

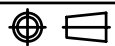


喬訊電子工業股份有限公司  
CHYAO SHIUNN  
ELECTRONIC INDUSTRIAL LTD.

APPROVED BY

林宗

SCALE



UNIT

mm

TOLERANCE

.0 ±0.3

.00 ±0.2

.000 ±0.1

ALL ±

ANGLE

0° ±

.0° ±

LTR

ECR

ECR

REVISION RECORD

RoHS Compliant

200803-010

DATE

07/01/03

08/03/10

LTR

REVISION RECORD

DATE

PART NO JS-5006A-XXDR  
2.54mm Bottom Entry Typ Wafer

DRAWN BY

黃科源

DATE

2008/03/10

SIZE

A4

CUSTOMER  
Conforms to The RoHS Instruction